



NAVARRO



HALLO-WINNERS!

WALK/TROT
PATTERNS

OCTOBER 19, 2024

A SPECIAL THANK YOU TO:





2024 RANCH HORSE SHOW & CLINIC SERIES SHOW DAY SCHEDULE OF EVENTS

TIMES SUBJECT TO CHANGE

7:00 AM YOUTH/GREEN HORSE REGISTRATION OPENS

8:00 AM YOUTH/GREEN HORSE SHOW BEGINS

9:00 AM TRAIL WALK-THRU WITH JUDGE

9:20 AM RANCH HANDLING WALK-THRU WITH JUDGE

9:30-11:30 AM AT-WILL TRAIL/RANCH HANDLING JUDGING

12:00 PM ADULT SHOW REGISTRATION OPENS

1:00 PM ADULT SHOW BEGINS

2:00 PM TRAIL WALK-THRU WITH JUDGE

2:20AM RANCH HANDLING WALK-THRU WITH JUDGE

2:30-5:30 PM AT-WILL TRAIL/RANCH HANDLING JUDGING

NAVARIO RANCH HORSE SERIES

W/T STOCK HORSE PLEASURE PATTERN

October 19, 2024

1. Extended Walk

2. Trot

3. Extended Trot

4. Stop and Reverse

5. Walk

6. Trot

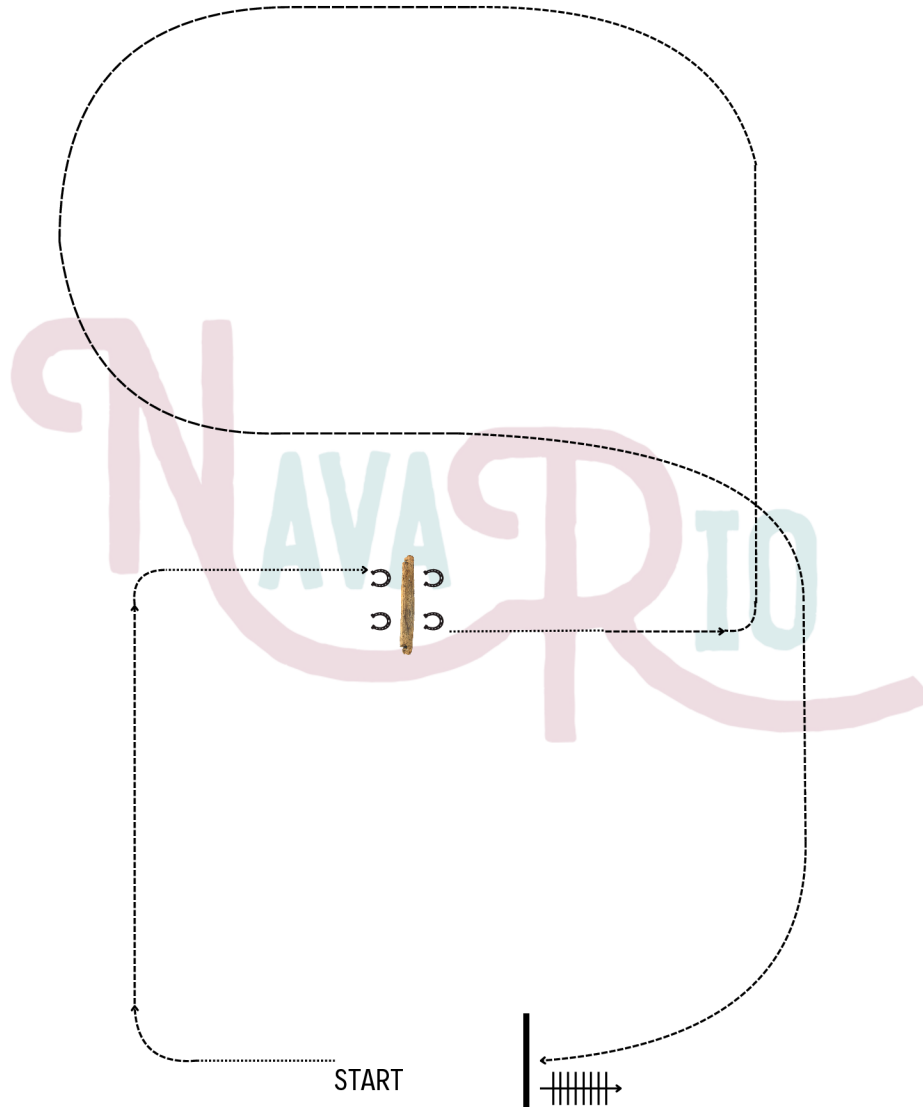
7. Stop and Back

NAVARIO RANCH HORSE SERIES

W/T RANCH RIDING PATTERN



October 19, 2024



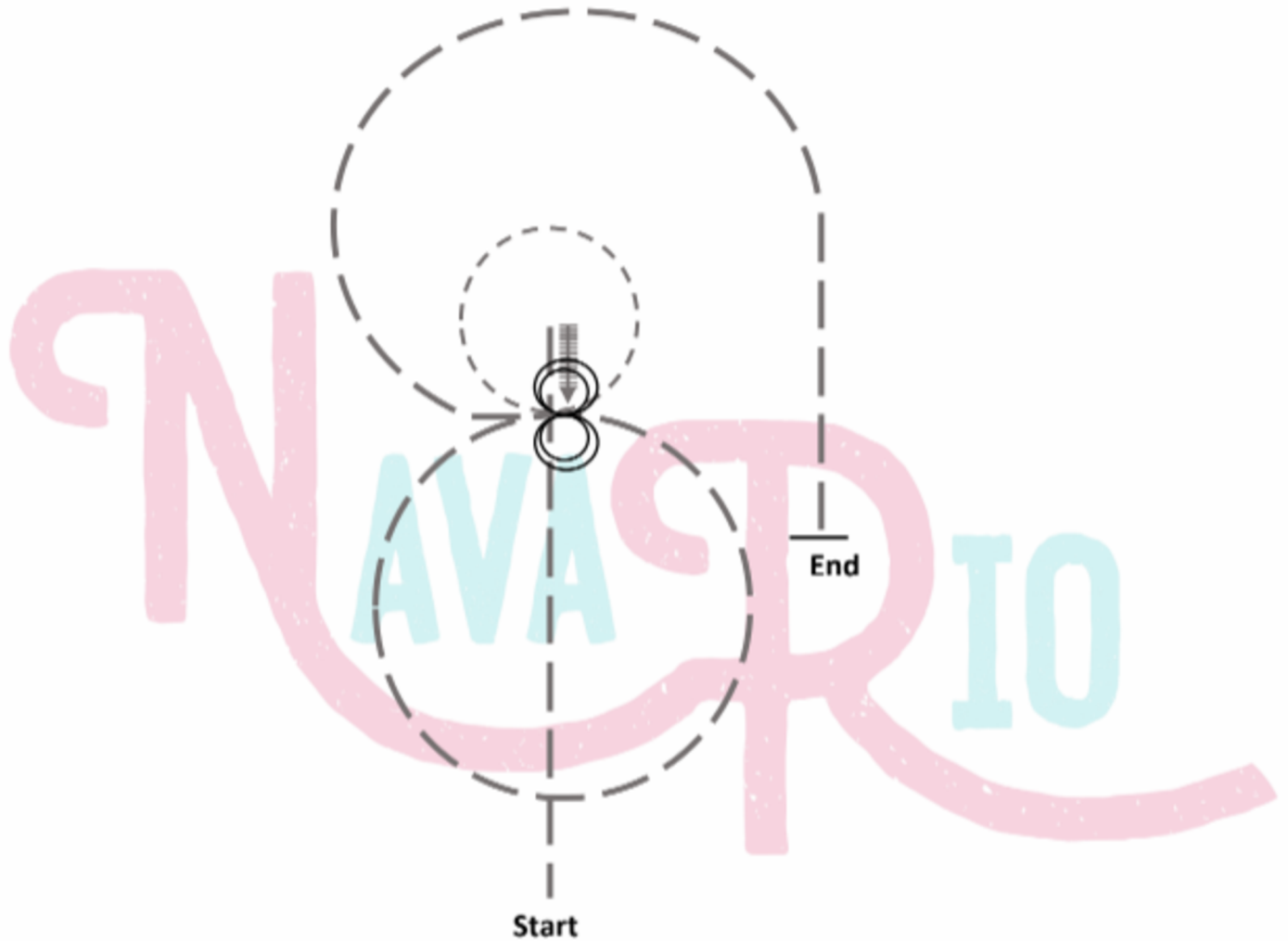
1. Extended walk to the left around corner of arena
2. Trot alongside the arena and around corner
3. Walk to log
4. Stop, side pass right
5. Walk 4 strides and then pick up the trot around corner
6. Extend the trot in a semicircle back to the center of the arena
7. Collect to the trot, continue around corner as shown
8. Stop and back

Walk
Jog	-----
Ext. Trot	— — — —
Lope	————
Ext. Lope	—————
Back	→
Side pass	∪ ∪

NAVARIO RANCH HORSE SERIES

W/T REINING PATTERN

October 19, 2024

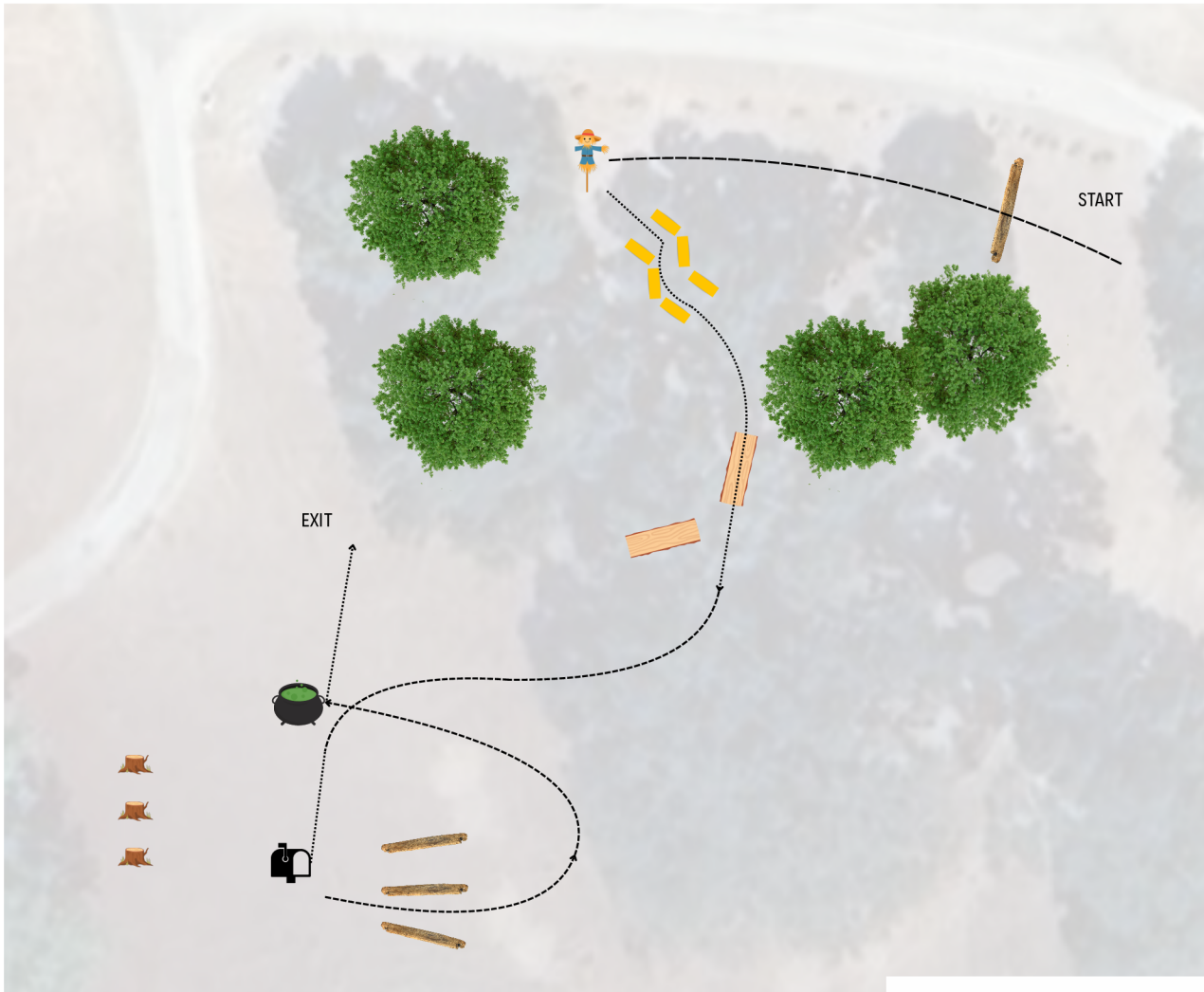


1. Start at end of arena. Extended trot past the center marker, stop, and back at least 10 feet to the center.
2. Complete 2 spins right
3. Complete 2 $\frac{3}{4}$ spins left.
4. Complete one circle to the right small and slow at a trot.
5. Complete a larger, fast circle to the left at an extended trot.
6. Complete $\frac{3}{4}$ of a right circle, continue extended jogging past center marker, stop. Hesitate to complete pattern

Walk
Jog	- - - - -
Ext. Trot	— — — — —
Lope	—————
Ext. Lope	—————
Back	→
Side pass	∪ ∪

NAVARIO RANCH HORSE SERIES W/T RANCH TRAIL PATTERN

October 19, 2024



1. Start pattern at the extended trot, over jump, and continue to scarecrow
2. Stop and back at the scarecrow
3. Walk through the haybale maze
4. Walk over bridge **do not go over second bridge!*
5. Trot to the witch's cauldron and stop
6. Pick up trick-or-treat bucket
7. Walk to mailbox to collect the treats!
8. Trot through logs and return bucket to the witch
9. Exit field at a walk

Walk
Jog	- - - - -
Ext. Trot	— — —
Lope	—————
Ext. Lope	—————
Back	→
Side pass	U U

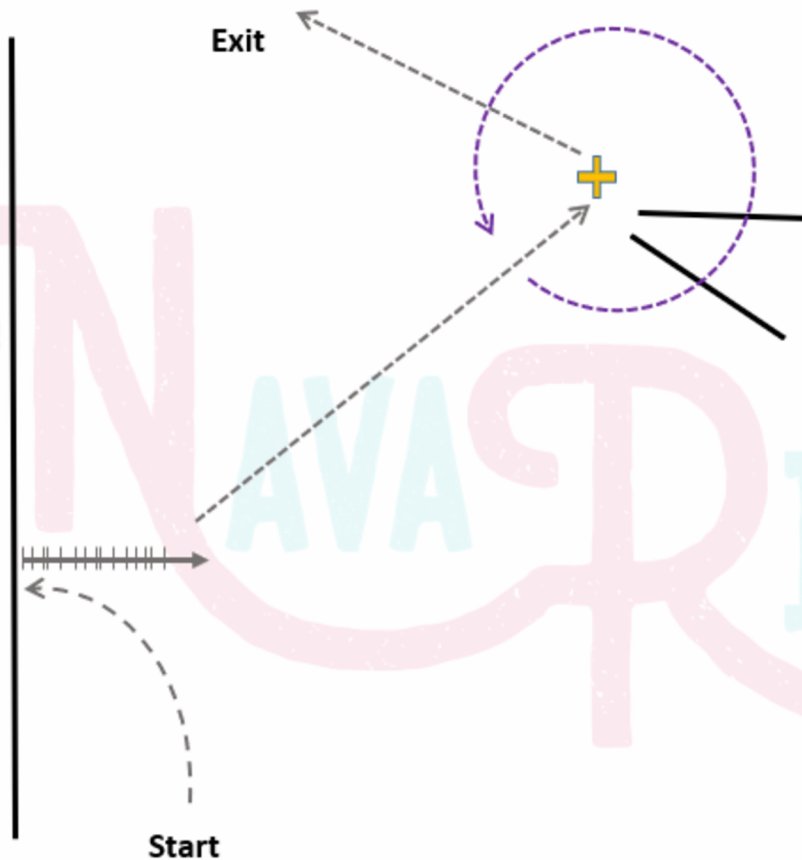
NAVARIO RANCH HORSE SERIES

RANCH HANDLING



W/T Pattern #2

What is sending your horse? This class requires you to “send” your horse, an exercise made popular by Clinton Anderson, but with very practical use. To learn more about “sending” your horse and how to master this class visit <https://www.horseillustrated.com/horse-training-clinton-anderson-sending-exercise>



1. Walk to railing and tie horse.
2. Pick up any two feet. Place horse's foot down (do not drop).
3. Untie horse and ask for two strides back while handler remains stationary. Pause.
4. Walk to logs and send horse over logs.
5. At completion of one circle exit the pattern at either a walk or trot.

Ground Tie	◆
Handler Spot	+
Walk	-----
Jog	- - - - -
Ext. Trot	- - - - -
Lope	—————
Back	→
Side pass	∪ ∪