



NAVARRO

HALLO-WINNERS!

WALK/TROT/LOPE  
PATTERNS

OCTOBER 19, 2024

A SPECIAL THANK YOU TO:





# 2024 RANCH HORSE SHOW & CLINIC SERIES SHOW DAY SCHEDULE OF EVENTS

TIMES SUBJECT TO CHANGE

7:00 AM YOUTH/GREEN HORSE REGISTRATION OPENS

8:00 AM YOUTH/GREEN HORSE SHOW BEGINS

9:00 AM TRAIL WALK-THRU WITH JUDGE

9:20 AM RANCH HANDLING WALK-THRU WITH JUDGE

9:30-11:30 AM AT-WILL TRAIL/RANCH HANDLING JUDGING

12:00 PM ADULT SHOW REGISTRATION OPENS

1:00 PM ADULT SHOW BEGINS

2:00 PM TRAIL WALK-THRU WITH JUDGE

2:20AM RANCH HANDLING WALK-THRU WITH JUDGE

2:30-5:30 PM AT-WILL TRAIL/RANCH HANDLING JUDGING

# NAVARIO RANCH HORSE SERIES

## STOCK HORSE PLEASURE PATTERN

October 19, 2024

---

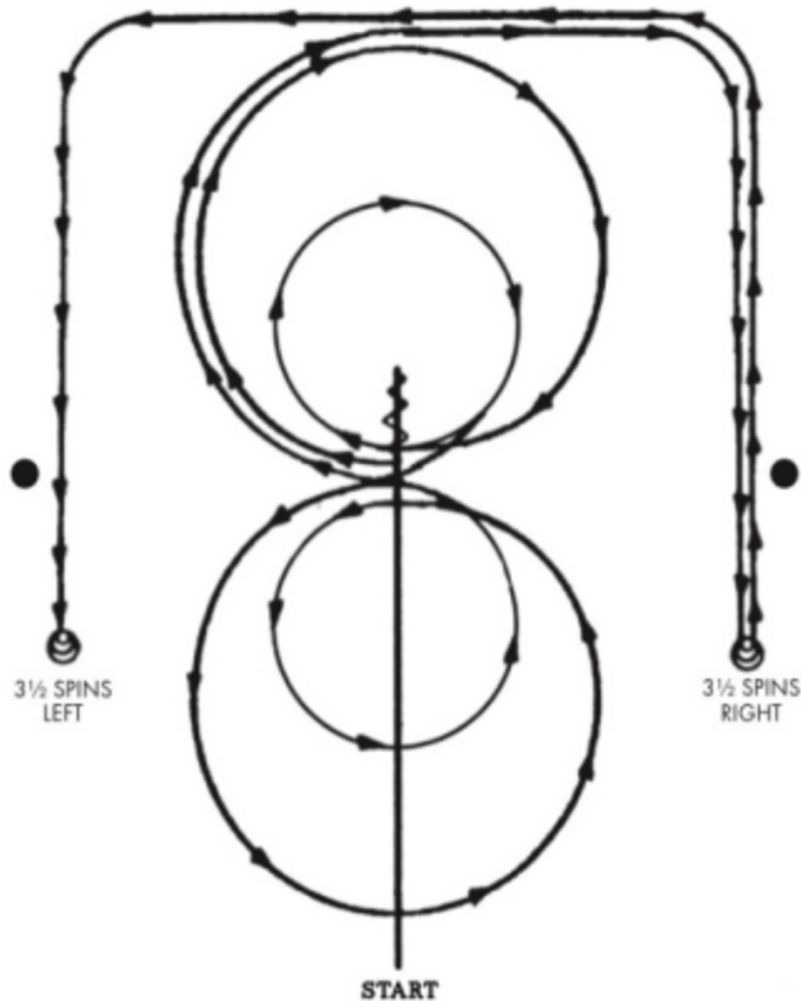
1. Extended Walk
  2. Trot
  3. Extended Trot
  4. Lope
  5. Stop and Reverse
  6. Ordinary Walk
  7. Lope
  8. Extended Lope
  9. Trot
  10. Stop and Back
-



# NAVARIO RANCH HORSE SERIES

## REINING PATTERN

October 19, 2024

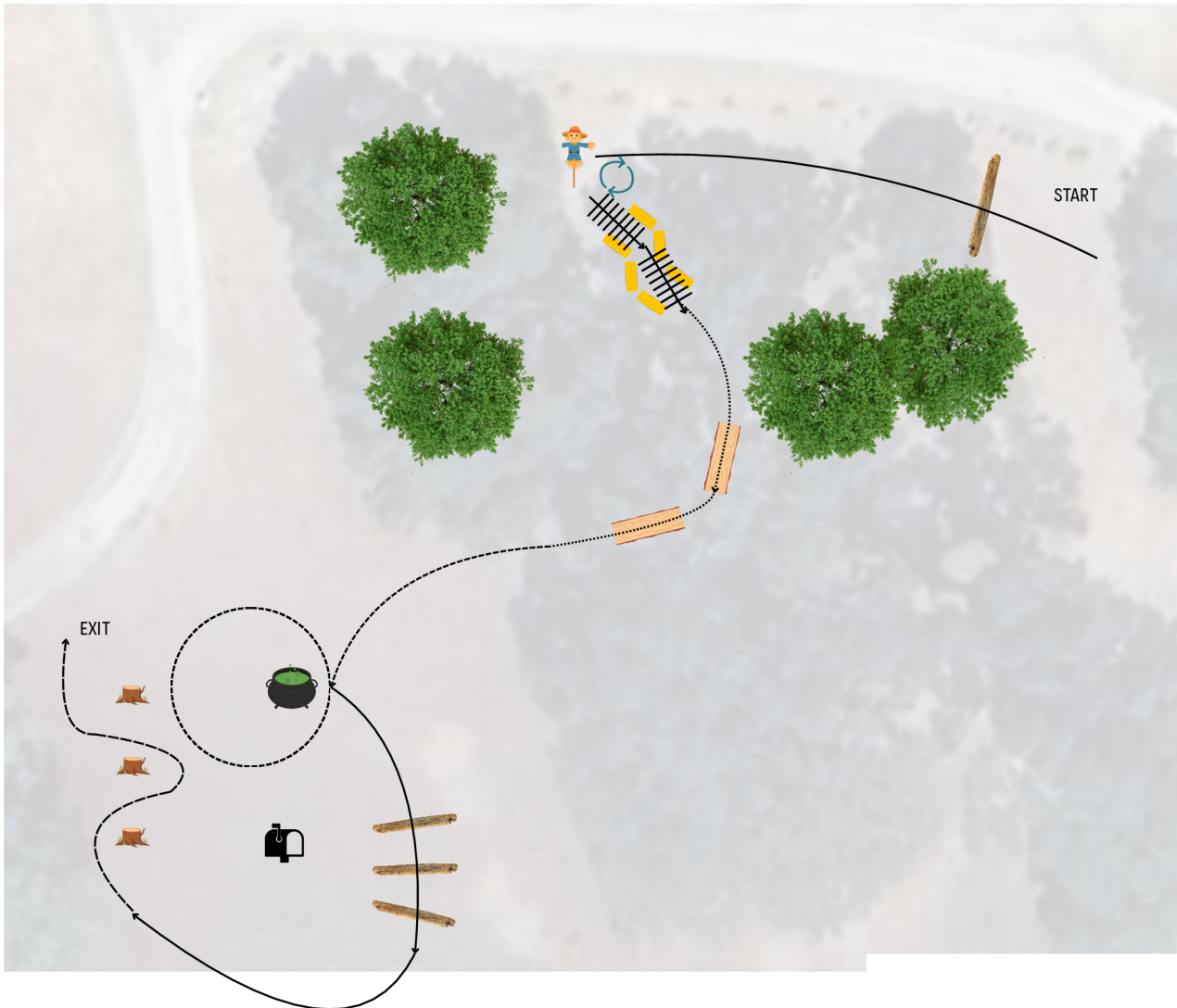


1. Start at the end of the arena. Run down the middle past center marker to a sliding stop.
2. Back at least 10 feet to center. 1/4 turn left.
3. Pickup right lead, large fast circle, small slow circle.
4. Change leads to left, large fast circle, small slow circle.
5. Change leads to right, do not close this circle.
6. Run around the end of the arena and down the side (approximately 20 feet from the fence) past center marker and come to a sliding stop.
7. Complete 3-1/2 spins to the right.
8. Continue back down the side and end of the arena to the other side (approximately 20 feet from the fence), go past center marker and come to a sliding stop.
9. Complete 3-1/2 spins to the left. Hesitate to complete pattern.

# NAVARIO RANCH HORSE SERIES

## RANCH TRAIL PATTERN

October 19, 2024



1. Beginning on the left lead lope over jump, and continue to scarecrow.
2. Stop in front of the scarecrow and yield the hindquarters 3/4 of a turn to the right (should be facing away from haybale maze).
3. Back through the haybale maze, then turn (either way) to face the bridge.
4. Walk over first bridge and continue over second bridge.
5. Trot to the witch's cauldron and stop.
6. Drag the log in a circle around the cauldron at a walk or trot. Return the drag.
7. Pick up right lead and lope over logs (*use as much room as needed*).
8. Extend the trot through serpentine, break down and exit the field at a walk.

Walk	.....
Jog	- - - - -
Ext. Trot	— — —
Lope	—————
Ext. Lope	—————
Back	→
Side pass	U U

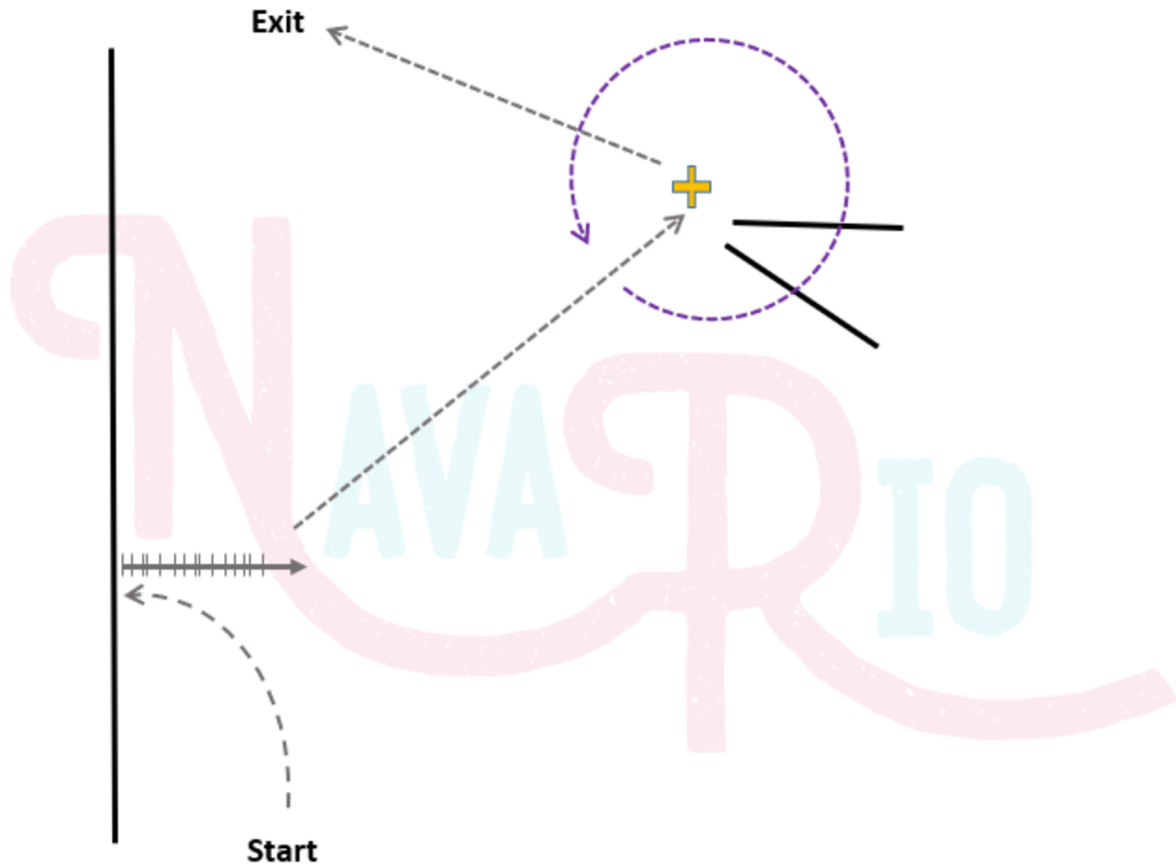
# NAVARIO RANCH HORSE SERIES

## RANCH HANDLING



### WTL Pattern #2

What is sending your horse? This class requires you to “send” your horse, an exercise made popular by Clinton Anderson, but with very practical use. To learn more about “sending” your horse and how to master this class visit <https://www.horseillustrated.com/horse-training-clinton-anderson-sending-exercise>



1. Walk to railing and tie horse.
2. Pick up one foot. Place horse's foot down (do not drop).
3. Walk around horse and pick up any second foot. Place horse's foot down (do not drop). Walk back around.
4. Untie horse and ask for two strides back while handler remains stationary. Pause.
5. Send horse over logs.
6. At completion of one circle exit the pattern at either a walk or trot.

Ground Tie	◆
Handler Spot	+
Walk	-----
Jog	- - - - -
Ext. Trot	-----
Lope	—————
Back	→
Side pass	U U